





Follow us on    

WELCOME TO SKYY NFT

LET'S START

www.skynft.live



ABOUT US



Sky NFT is a next-generation digital trading platform designed to revolutionize the way individuals engage with cryptocurrency & forex markets worldwide. Built on cutting-edge blockchain technology, Sky NFT offers a seamless, secure, and highly intuitive environment for both novice traders and seasoned investors. Our platform enables users to buy, sell, and exchange a diverse range of cryptocurrencies—including Bitcoin, Ethereum, and emerging altcoins—with real-time data, minimal latency, and complete transparency. At Crypto Betradx, we prioritize security above all else. Employing multi-layer encryption, two-factor authentication, and cold storage solutions, we ensure that user assets and sensitive information remain fully protected at all times.



WHAT IS SKY NFT?

At Sky NFT, our mission is to revolutionize trading by leveraging advanced AI technology. We aim to empower users with automated trading solutions that maximize profitability, minimize risks, and adapt to ever-changing market trends in real time



SIGNUP BONUS

2000\$
BONUS

A large, 3D gold dollar sign and the number '2000' are the central focus. The dollar sign is a thick, stylized font. Below it, the word 'BONUS' is written in a bold, yellow, sans-serif font. Numerous gold coins are scattered around the text, some appearing to float or fall. The background is a dark blue with a network of glowing blue lines and dots.

shutterstock.com - 2530622333

BONUS

A yellow, rounded rectangular badge with a pink, scalloped border. The word 'BONUS' is written in a bold, blue, sans-serif font on the yellow background.

PACKAGING DETAILS

\$10

\$50

\$200


\$1000

\$25

\$100

\$500

\$5000



TYPES OF INCOME

DIRECT INCOME

DAILY INCOME

DAILY LEVEL INCOME

COMPOUNDING INCOME

SALARY INCOME

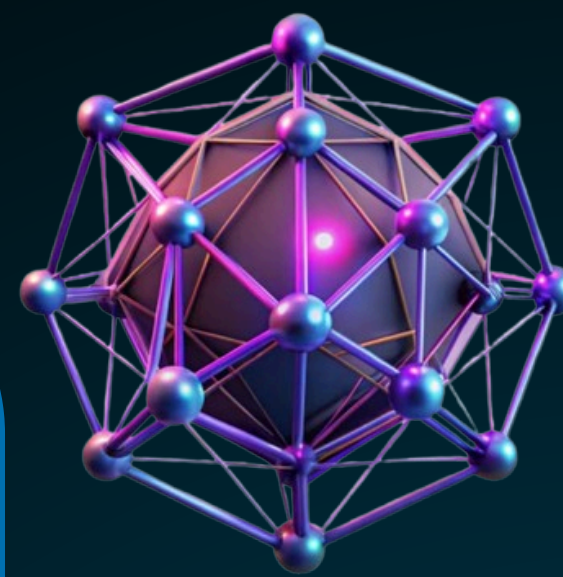




Join and Earn

Direct Income

Do unlimited direct get unlimitd inocme



100%

DAILY INCOME

\$10 to \$100	2%
\$200 to \$500	2.5%
\$1000 to \$2000	3%

DAILY LEVEL INCOME

LEVEL	INCOME
1	20%
2	10%
3	6%
4	5%
5-10	4%
11-20	3%

\$100

POWER OF COMPOUNDING CHART

S.N	Invest (\$)	Daily Return	Balance (\$)	Month S.N	Balance in Monthly
1	\$100	2	\$102	1	\$181.14
2	\$102	2.04	\$104.04	2	\$328.10
3	\$104.04	2.081	\$106.12	3	\$594.31
4	\$106.12	2.122	\$108.24	4	\$1,076.52
5	\$108.24	2.165	\$110.41	5	\$1,949.96
6	\$110.41	2.208	\$112.62	6	\$3,532.06
7	\$112.62	2.252	\$114.87	7	\$6,379.88
8	\$114.87	2.297	\$117.17	8	\$11,588.87
9	\$117.17	2.343	\$119.51	9	\$20,991.64
10	\$119.51	2.39	\$121.90	10	\$38,023.45
11	\$121.90	2.438	\$124.34	11	\$72,051.17
12	\$124.34	2.487	\$126.82	12	\$137,740.83
Total Balance in 1 Year: Total Balance in 1					\$137,740.83

\$500

POWER OF COMPOUNDING CHART

S.N	Invest (\$)	Daily Return (2%)	Balance (\$)	Month S.N	Balance in Monthly (\$)
1	\$500	12.5	\$512.50	1	\$1,048.78
2	\$512.50	12.812	\$525.31	2	\$2,199.89
3	\$525.31	13.138	\$538.45	3	\$4,614.43
4	\$538.45	13.461	\$551.91	4	\$9,679.07
5	\$551.91	13.798	\$565.70	5	\$20,302.51
6	\$565.70	14.143	\$579.85	6	\$42,585.89
7	\$579.85	14.496	\$594.34	7	\$89,326.79
8	\$594.34	14.859	\$609.20	8	\$187,368.98
9	\$609.20	15.23	\$624.43	9	\$393,019.10
10	\$624.43	15.611	\$640.04	10	\$824,384.13
11	\$640.04	16.001	\$656.04	11	\$1,729,201.42
12	\$656.04	16.401	\$672.44	12	\$4,103,749.78
Total Balance in 1 Year:					\$4,103,749.78

\$1000

POWER OF COMPOUNDING CHART

S.N	Invest (\$)	Daily Return (2%)	Balance (\$)	Month S.N	Balance in Monthly (\$)
1	\$1,000	30	\$1,030	1	\$2,427.26
2	\$1,030	30.9	\$1,060.90	2	\$5,891.60
3	\$1,060.90	31.827	\$1,092.73	3	\$14,300.47
4	\$1,092.73	32.782	\$1,125.51	4	\$34,710.99
5	\$1,125.51	33.765	\$1,159.27	5	\$84,252.68
6	\$1,159.27	34.778	\$1,194.05	6	\$204,503.36
7	\$1,194.05	35.822	\$1,229.87	7	\$496,383.33
8	\$1,229.87	36.896	\$1,266.77	8	\$1,204,852.63
9	\$1,266.77	38.003	\$1,304.77	9	\$2,924,493.57
10	\$1,304.77	39.143	\$1,343.92	10	\$7,098,513.48
11	\$1,343.92	40.317	\$1,384.23	11	\$4,848,272.45
12	\$1,384.23	42.773	\$1,425.76	12	
	Total				\$16,918,601.82

SALARY INCOME

BUSINESS	DAILY	WEEKLY
\$1250	\$0.833	\$6.25
\$2500	\$0.833	\$12.5
\$5000	\$3.33	\$25
\$10000	\$6.66	\$50
\$20000	\$13.33	\$100
\$50000	\$33.33	\$250
\$100000	\$66.66	\$500
\$500000	\$333.33	\$2500
\$1000000	\$666.66	\$5000
\$2500000	\$1666.66	\$12.5K
\$5000000	\$3333.33	\$25K

Note:- 50% of business from Power Leg & 50% from Weaker Leg



TERMS & CONDITIONS

- 1 Registration free.
- 2 Deposit & withdrawal USDT.(BEP20).
- 3 Minimum withdrawal 10\$.
- 4 Minimum deposit 10\$.
- 5 Daily compounding & Daily profit.
- 6 Daily withdrawal allowed (as per package value).
- 7 Investment 3x Return.
- 8 10% of your income will come from the signup bonus.



THANK YOU

www.skynft.live